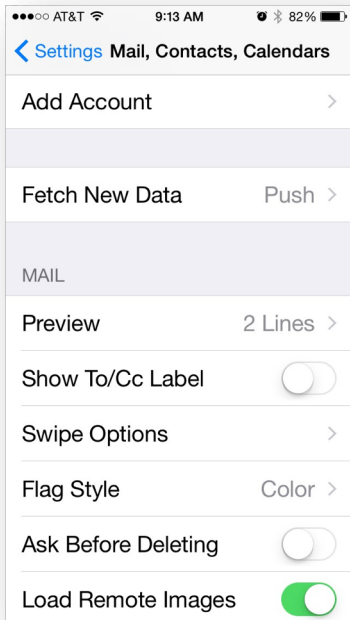



Outlook iPhone Setup

Default Mail Client

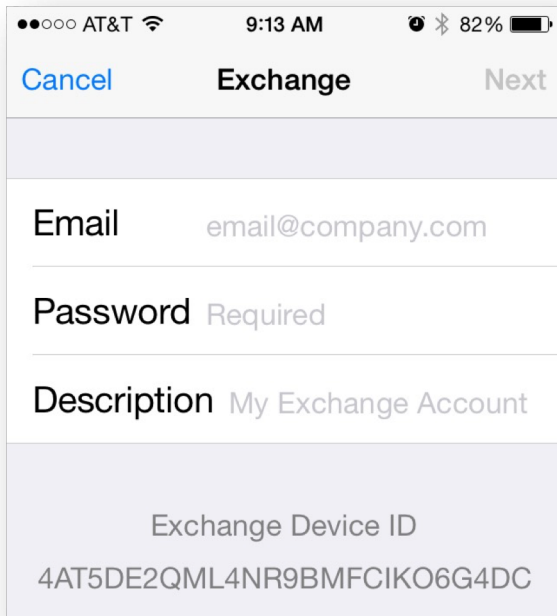
1. Got to your phones Settings and click on “Mail, Contacts, Calendars” and click “Add Account”



2. Click on the Exchange Icon



3. Enter your D6 Email Address, Password, and Description (Work, CPSD6, ect.)



NOTE:

You must remove your old Gmail Account. If you do not, you will get a server error and will not be able to get ANY emails